



**P Sriram & Associates**  
Practising Company Secretaries

**Report of Scrutinizer on NCLT Convened Meeting of Unsecured Creditors of  
Robust Hotels Private Limited**

To,

Mr. K.K Murraltharan

The Chairman appointed by National Company Law Tribunal, Chennai

Vide order dated December 23, 2020 w.r.t

Robust Hotels Private Limited

365, Anna Salai, Teynampet


Chennai- 600018

Sub. : Report of Scrutinizer, appointed by the Hon'ble National Company Law Tribunal. Division Bench, Chennai, ("NCLT"), for the meeting of Unsecured Creditors of Robust Hotels Private Limited held on Saturday, January 30, 2021 in respect of the Scheme of Arrangement between Asian Hotels (East) Limited (Demerged Company) and Robust Hotels Private Limited (Resulting Company) and their respective shareholders and creditors for *inter alia* the demerger of the Securities Trading Unit of the Demerged Company ("Demerged Undertaking") into the Resulting Company and reduction of capital ("Scheme").

Dear Sir,

The Meeting of the Unsecured Creditors of Robust Hotels Private Limited (Resulting Company) was held on Saturday, January 30, 2021 at 3.00 p.m. at Hyatt Regency Chennai Hotel, 365, Anna Salai, Teynampet, Chennai- 600018, in pursuance of the

For P.Sriram & Associates



Proprietor

No.10/17, Anandam Colony, South Canal Bank Road, Mandaveli, Chennai - 600 028.

Phone : 044-4215 3510, 4512 8000. Mobile : 95660 33011 E-mail : info@prowiscorporate.com



P Sriram & Associates  
Practising Company Secretaries

Order of the Hon'ble Tribunal made on December 23, 2020, for the purpose of considering and if thought fit, approving, with or without modification, the Scheme annexed to the Notice and the Explanatory Statement which were sent to the Unsecured Creditors in this regard and as explained to those Unsecured Creditors who were present at the Meeting presided over by Mr. K. K. Murraltharan, Chairman of the meeting as fixed by the Hon'ble Tribunal.

I, the undersigned, having been appointed as the Scrutinizer by the Hon'ble National Company Law Tribunal, Division Bench, Chennai, submit my report as under:

1. The list of Unsecured Creditors to whom the notice of the meeting has been served and to whom the ballot papers were provided, is as per the list of Unsecured Creditors as on July 31, 2020, so appended as **Annexure- 1**.
2. The Management of the Company is responsible for ensuring compliance with the requirements of the Companies Act, 2013 and the Rules made thereunder, relating to voting through poll paper at the venue of the Meeting on the resolution contained in the Notice of the Meeting.

The Quorum for the said meeting of the Unsecured Creditors of the Company as fixed by the Hon'ble Tribunal vide order dated December 23, 2020 is 30 (Thirty) Unsecured Creditors, present either in person or through representative, or such number of persons as may be present, either in person or through representative, at 3:00 PM at the venue of the meeting. The prescribed quorum for the meeting was present.

For P. Sriram & Associates

Proprietor



P Sriram & Associates  
Practising Company Secretaries

3. The Undersigned understand that the Company had dispatched Notice of the Unsecured Creditors Meeting on December 28, 2020 and December 29, 2020 along with the relevant annexures referred thereto, proxy form, attendance slip, etc. to the Unsecured Creditors as appearing on the list of Unsecured Creditors.
4. The Company had confirmed that they have published the notice of the meeting in English Newspaper "Business Standard" and Tamil Newspaper "Dinamani" Chennai Edition, both dated December 30, 2020
5. The identity of the Unsecured Creditors present in person/through proxy/authorised representative was verified before the commencement of the meeting.
6. After the time fixed for closing of the poll by the Chairman, 1 ballot box kept for polling was locked in my presence with due identification marks placed by me.
7. The locked ballot box was subsequently opened in my presence and poll papers were diligently scrutinized. The poll papers were reconciled with the records maintained by the Company and the authorizations / proxies lodged with the Company.
8. The Poll papers that are invalid are not counted for the purpose of voting. The poll papers were marked as invalid for the reason that they are either insufficient in document or other discrepancies.
9. The result of the Poll conducted for approving the Scheme as placed before the Unsecured Creditors in pursuance of the above mentioned Order are as under:-

For P. Sriram & Associates



Proprietor



P Sriram & Associates  
Practising Company Secretaries

Sr. No.	Particulars	Remarks
(i)	Total Number of Unsecured Creditors present and who cast their Votes either in person or through authorized representative or by proxy	79
(ii)	Value of the Unsecured Creditors present and who cast their Votes either in person or through authorized representative or by proxy	Rs. 45,73,08,644.22
<b>Voting in Favour</b>		
(iv)	Total Number of VOTES IN FAVOUR of the Scheme of Arrangement (Demerger)	52
(v)	Total Value	Rs. 43,73,25,373.57
(vi)	Percentage	99.99%
<b>Voting Against</b>		
(vii)	Total Number of VOTES AGAINST the Scheme of Arrangement (Demerger)	1
(viii)	Total amount due	Rs. 61,608
(ix)	Percentage	0.01 %

For P. Sriram & Associates

Proprietor



P Sriram & Associates  
Practising Company Secretaries

<b>Votes invalid</b>		
(x)	Total Number of Votes Invalid	26
(xi)	Total Value	Rs.1,99,21,662.65
(xii)	Percentage	4.36%

10. The list of Unsecured Creditors who voted "FOR", "AGAINST" and those votes which were declared invalid for passing the resolution is enclosed as **Annexure- 2**.
11. You may accordingly declare that the resolution for approving the Scheme has been approved by requisite majority at the Meeting.
12. The ballot papers and all other relevant records were sealed and handed over to Ms. Manisha Sharma, Company Secretary of the Company for safe keeping.

Thanking you,

Yours faithfully,



P Sriram

Practicing Company Secretary

M.NO. F 4862

CP NO. 3310

Place: Chennai


Date: 01.02.2021

**Annexure – I**

<b>S.No</b>	<b>NAME OF UNSECURED CREDITORS</b>	<b>AMOUNT DUE (Rs.)</b>
1	ASIAN HOTELS (EAST) LIMITED	363,500,000.00
2	SRI BALAJI ASSOCIATES	345,533.00
3	EL-SHADDAI ASSOCIATES	475,565.56
4	LIVTEK INDIA	10,108.14
5	ABHINAV ENTERPRISES	24,498.25
6	CASH VENDOR	521,671.00
7	EXCELLENCE SUPPLY CO	68,861.79
8	VEE KAY PAC	293,731.50
9	RAISURI'S STUDIO –L	2,100.00
10	CURRIMBHOYS INC	5,969.00
11	SHREE FABRICS	30,370.00
12	PEEVEE PLAS	784.00
13	SAVITRI TRADERS	22,254.80
14	PALANI ENTERPRISES	50,023.50
15	APOLLO HOSPITALS ENTERPRISES LTD	12,150.00
16	VISION HIRE	3,793,818.05
17	ACCOLADE PUBLIC RELATIONS	10,800.00
18	GRAND HYATT MUMBAI	1,115,472.27
19	ROTARY CLUB OF MADRAS	27,493.00
20	M E S ENTERRPRISES	7,378.00
21	RAJU ASSOCIATES	801.50
22	AJ'S CALL DRIVERS & TRAVELS	1,083,290.40
23	VARADARAJAN & ASSOCIATES	131,760.00
24	SHRI RAM WATER SUPPLY	170,000.00
25	DISPOLINE	93,199.40
26	KNOWCROSS SOLUTIONS PVT LTD	293,932.20
27	PAPERSWORLS WIDE (I) SERVICES PVT L	6,272.00
28	SAROJA ENTERPRISES	95,574.00
29	COMFORT INDIA	456,615.00
30	JEM HARDWARE MART	112,259.00
31	RJ GUEST WORLD	1,078,870.00
32	MAHOMEDALLY NOOEBHAI & CO	13,440.00
33	TRIDENT ENGINEERS	101,666.63
34	BANANA BRANDWORKS PVT LTD	464,000.00
35	INDIAN OIL CORPORATION LIMITED	9,000.00
36	PERMAWELD PVT LTD	19,922.00
37	RITE EQUIPMENT PVT LTD	5,039.78
38	HYATT REGENCY DELHI	657,765.92
39	PARVEEN TRAVELS PVT LTD	57,210.00
40	P & N BUSINESS VENTURES PVT LTD	418,878.00
41	SPACE REACH	1,340,149.60
42	ARKAY AGENCIES	9,956.00
43	PROMPTTECH SOLUTIONS	35,496.59
44	LA MCLEAN INDIA PVT LTD	319,800.69

For P. Sriram & Associates


  
Proprietor



45	EXPERIENCE INDIA	196,625.80
46	AB SOLUTIONS	627,266.93
47	UNIQUE ELECTRODES	4,448.00
48	VADAPALANI PRESS	256,578.00
49	THERMAX LIMITED	484,286.67
50	CPRKEM PRODUCTS INDIA PVT LTD	79,650.00
51	SECURE WORKS INC	171,215.36
52	GMMCO LIMITED	131,326.73
53	MICROSENSE PRIVATE LIMITE	9,400.00
54	P.R.TRAVELS	214,910.00
55	TRAVEL PORT	565,440.84
56	SHREE OMKAAR MARKETING	350.00
57	BRINDCO SALES LIMITED	1,861,678.95
58	SADATAN PURE AYURVEDA PVT LTD	73,039.00
59	KEYNES BUSINESS SYSTEMS	352,862.00
60	SULA VINEYARDS	617,760.66
61	SHENALL'S FOOT WEAR	5,004.00
62	SUNDAR DIABETICS DEZIRE PVT LTD	6,136.00
63	S.R.BROTHERS	8,496.00
64	CENDYN	721,467.00
65	FSR TRAVELS PRIVATE LIMIT	5,808.20
66	AGNI GAS TECHNOLOGIES PVT LTD	306,240.00
67	CHENNAI METTEX LAB PVT LT	17,474.00
68	TRAVEL CLICK	204,309.00
69	VODAFONE	44,555.58
70	JAMUNA ENTERPRISE	92,748.00
71	BHARANI ENTERPRISES	4,012.00
72	FAIRMACS SHIPSTORES PRIVATE LIMITE	68,371.00
73	GATI LIMITED	2,336.00
74	PHONOGRAPHIC PERFORMANCE LTD	7,763.00
75	FIRST FLIGHT COURIERS LTD	59,769.43
76	KHAGESWAR MALIK	57,717.00
77	ORIX AUTO-INFRASTRUCTURE SERVICES L	5,694,428.10
78	BHARAT SANCHAR NIGAM LIMII	10,743.00
79	GREEN PLUS CARGO	160,575.57
80	VIGNESH ASSOCIATES	88,150.00
81	SUPERSHINE LAUNDARY SYSTEM PVT LTD	638,916.10
82	MYSTERY SHOPPING SERVICES	57,695.00
83	YAKULT DANONE INDIA PVT L	2,379.94
84	PROTEK TRADE PRIVATE LIMITED	14,625.00
85	INDUSTRIAL ELECTRICALS SERVICES	61,765.54
86	JINKORP INTERNATIONAL TRA	667.00
87	ERAJAN AGENCIES	314,976.50
88	TECHNICO LABORATORY GLASS	5,712.00
89	NCH INDIA PRIVATE LIMITED	180,304.00
90	TECHMECH ENGINEERS	142,362.04
91	PROKLEAN TECHNOLOGIES	3,986.00
92	THE INDIAN PERFORMING RIG	30,600.00

For P.Sriram & Associates


  
Proprietor



93	LRA WORLDWIDE INC	238,466.00
94	PHOENIX FASHIONS	16,520.00
95	NEW GREEN TRANSPORT SERVI	371,187.96
96	JK ENTERPRISES	1,773,960.40
97	SOUTH SANITARY STORES	76,410.00
98	M.S.SEA FOODS	4,320.00
99	GOWARTHNA DAIRY	287,625.90
100	CHAITANYAA FIBBRES	20,907.50
101	MATRIX CELLULAR(INTERNATIONAL) SERV	3,550.74
102	EFF N BEE HOSPITALITY PRI	136,991.00
103	DIVERSEY INDIA PVT LTD	1,680.00
104	CAS ASSOCIATES	31,200.00
105	EPICOR SOFTWARE CORPORATION	315,239.46
106	T P ABDUL SHAKOOR	30,150.00
107	R K STUDIO POTTERIES	98,336.60
108	KITCHEN LINE EQUIPMENTS	11,678.00
109	ASWIN ASSOCIATES	62,413.00
110	SHORI LAL KAPUR	17,608.50
111	SMITH TRAVEL RESEARCH	79,145.98
112	GOLDENAGE ENTERPRISES	91,962.00
113	PREMIER FINE LINENS PVT LTD	1,174,727.00
114	S.SELLADURAI NADAR HOTEL & CATERING	131,068.00
115	MOKSHA MARKETING	5,000.00
116	L.CHITTI BABU	3,154,273.00
117	REDINGTON INDIA LTD	60,502.00
118	RISHABH ENTERPRISES	96,583.00
119	CHOWDHRY AND SONS	16,500.00
120	FAIZAL PAINT	32,580.00
121	STITCH INDIA CLOTHING COMPANY	33,914.00
122	KWALITY DISTRIBUTORS	27,217.00
123	DJ TRADING CORPORATION	127,248.20
124	HARI OM REFRIGERATION CO	47,246.00
125	CLASSIC REFRIGERATION	944.00
126	PREMIER PARTY RENTAL	1,283,103.22
127	DYNAMIC ASSOCIATES	249,182.00
128	ECIL-RAPISCAN LTD	147,624.46
129	POLYBAND PLASTIC INDUSTRIES	20,250.00
130	HUNTER IMPORT & EXPORT LIMITED	127,200.00
131	FCML DISTRIBUTORS PVT LTD	3,092.00
132	AWK STEELWARES PVT LTD	53,894.00
133	TRUSTWAVE HOLDINGS ,INC	1,914,793.10
134	POLYMECH INTERNATIONAL	36,930.00
135	FREEZ COOL	243,358.50
136	BIO VEDA ACTION RESEARCH COMPANY	206,242.04
137	SYNERGY SYSTEMS & PERIPHERALS	10,620.00
138	SABRE GBL INC.	475,029.26
139	EXPERIAN MARKETING SERVICES	136,059.60
140	S.SELVAKUMAR	22,435.00

For P. Sriram & Associates

  
Proprietor





141	MICROSENSE NETWORKS PRIVATE LIMITED	205,900.00
142	SRI HINGLAJ MARKETING	192,057.00
143	SAI BABA BUSINESS SOLUTIONS PRIVATE	302,232.27
144	NKE FLOORCARE PRIVATE LIMITED	1,349,490.02
145	SITEL INDIA LIMITED	109,604.75
146	YPT INTERNATIONAL	5,018.18
147	MANJU DECORS	2,786,864.00
148	BRITISH CLEAN	2,473.00
149	STRAWBERRY FIELD	3,405.00
150	ORACLE INDIA PVT LTD	991,223.59
151	DJ ZEN	123,025.00
152	ENSURE SUPPORT SERVICES (INDIA) LIM	251,074.00
153	ORACLE CORPORATION SINGAP	18,364.00
154	RATEGAIN TRAVEL TECHNOLOGIES PVT LT	59,103.26
155	TYCOON SHIPPING AND LOGISTICS	199,842.01
156	UNIQUE ENTERPRISES	137,686.00
157	TATA AIG GENERAL INSURANCE COMPANY	9,857.54
158	SENKUSH TRADERS PVT LTD	134,290.00
159	SMS LABS SERVICES PRIVATE LIMITED	203,493.10
160	SPACE SYSTEMS	31,590.00
161	VISUAL TIME	39,885.00
162	KUMARAN ENTERPRISES	16,373.00
163	WUERTH INDIA PRIVATE LIMITED	6,312.96
164	DHARANI ENTERPRISES	88,860.00
165	PERFORMICS	2,031,483.52
166	SARASWATHI MANPOWER CONSULTANCY	1,938,615.48
167	SRI RAMAKRISHNA HARDWARE	2,000.00
168	MAHAVIR MULTIMEDIA	15,085.00
169	GYMPAC	209,090.00
170	ACCORD PUBLIC RELATIONS PVT LTD	32,400.00
171	GEM INFOTECH	474,694.00
172	RIGHTSTONE CONSULTING LIMITED	257,129.08
173	SCIRO PIZZA	4,008.00
174	NEW GREEN LOGISTICS	20,994.43
175	DOC MEDICAL SERVICES PVT LTD	204,720.00
176	ANDAZ DELHI(A UNIT OF JUNIPER HOTEL	279,046.62
177	ICICI LOMBARD GIC LTD	110,572.46
178	EXPRESS PUBLICATIONS MADURAI LIMITE	20,600.00
179	SRI LAKSHMI NARAYANA TRANSPORT	393,440.00
180	SARASWATHI K	2,176.00
181	KAMA AYURVEDA PVT LTD	27,163.49
182	OCS GROUP (INDIA) PRIVATE LIMITED	2,927,159.02
183	SAMSOTECH INTERNATIONAL FZC	64,234.96
184	HYATT REGENCY AHMEDABAD	34,924.39
185	DIAMOND SHUTTERS	9,860.00
186	CERRAGLOBE INC	23,003.00
187	ATHENA LIFESCIENCES PVT LTD	23,851.00
188	SHREEYA INCORPORATION	85,668.00


For P. Sriram & Associates

  
Proprietor



189	VIVA SCIENTIFIC COMPANY	12,975.00
190	M.BHUVANESWARI	182,259.00
191	COLD DRIVE LOGISTICS	10,260.00
192	SUDAGAR BIOLOGICAL AND CHEMICALS	18,481.00
193	RECREET MAINTENANCE SOLUTIONS PVT L	106,264.51
194	SHREE ENTERPRISES	3,127.00
195	APTECH ENTERPRISES	69,526.00
196	FABLINE	46,200.00
197	BULLOCK CART DELIVERIES	22,800.00
198	FELIX JOSEPH	13,500.00
199	FABRIQUE LAUNDROMAT SERVICES PRIVAT	542,856.40
200	A.PRASHANTHAN	57,500.00
201	EASYREWARDZ SOFTWARE SERVICES PRIVA	91,531.00
202	ASSA ABLOY HONG KONG LIMITED	51,912.00
203	COURTYARD MARRIOTT	113,850.00
204	AKSHAYA ENTERPRISES	143,538.00
205	F.E.M. LIMITED	2,699.81
206	VINOO KUMAR AGARWAL	67,500.00
207	EVERGREEN MANAGEMENT SERVICES (I) P	2,397,602.26
208	SRI LAKSHMI PLASTICS	2,700.00
209	MK BEST CALIBRATION SERVICES	2,301.00
210	CARE CARDS INDIA PRIVATE LIMITED	23,600.00
211	TANU ELECTRICALS	320,053.00
212	H.DEEP FREEZE TRANSPORTERS	93,200.00
213	PRIYA ENTERPRISES	10,498.00
214	EXPEDIA	40,038.43
215	NAMMABHOOMI	210,000.00
216	INDIA HOME DECOR	6,372.00
217	ENVIRONS	52,306.15
218	ROBUST HOTELS PRIVATE LIMITED	5,400.00
219	EARTH CARE EQUIPMENTS PRIVATE LIMIT	675,000.00
220	JAYASWAL NECO INDUSTRIES LIMITED	101,899.00
221	VALLABH MKT CO	100,713.00
222	MOKSHA MEDICAL&HOTEL NEEDS	428,457.00
223	KIMIRICA HUNTER INTERNATIONAL LLP	4,923.00
224	CARMEL TOURS INDIA	3,618.00
225	SHOURYA CONSUMER SERVICES	1,717,018.28
226	TECHCHEF CONSULTING INDIA PRIVATE L	9,280.00
227	SHRI VAIBHAAV ENTERPRISES	47,375.00
228	EAZYDINER PRIVATE LIMITED	33,140.75
229	ASHOKA TOURS AND TRAVELS	88,817.80
230	S RAJI SOFA MAKER	15,930.00
231	VITA EQUIPMENTS PVT LTD	51,566.00
232	PRIME MARKETING	149,034.00
233	SRI LAKSHMI PRINTERS	215,687.00
234	KONET TECHNOLOGY INC	7,198.00
235	N.V.BALAJI & CO	44,800.00
236	MARUDHUPANDIAN M	20,790.00

For P. Sriram & Associates

  
Proprietor



237	SOUTH INDIA PEST CONTROL PVT LTD	139,200.00
238	KYOCERA DOCUMENT SOLUTIONS INDIA PV	188,013.08
239	DIVYA ENTERPRISES	94,865.00
240	ANDAAZ DESIGNS	167,501.23
241	GLOBAL MAX LOGISTICS	43,418.90
242	Inter Hotel Supply Ind Pvt Ltd	360,977.34
243	NOVEX COMMUNICATION PVT LTD	24,000.00
244	SURYA PLASTICS	67,171.00
245	S K INTERNATIONAL	260.00
246	SHREYAS MANAGEMENT SERVICES PVT LTD	116,000.00
247	SM CANTEN EQUIPMENTS PRIVATE LIMIT	40,710.00
248	Om Sai Corporation	16,237.00
249	E3 EVENTS PVT. LTD.	318,151.50
250	DREAM GALLERY LIFESTYLE PVT. LTD.	13,050.00
251	SPEED PACKER AND MOVERS	59,670.00
252	RETZ ENTERPRISES	254,880.00
253	BOMBAY E SORE	4,472.80
254	STR	57,230.00
255	MAJESTIC STEEL FURNITURE	944.00
256	SRIBHA	16,800.00
257	PHONEIX SYSTEMS	69,167.58
258	SHIPRA INTERIOR	619,111.03
259	MEGAMORPH MARKETING PVT LTD	194,009.00
260	BIG SCREEN	101,626.00
261	THE ARTISAN HOUSE	605.52
262	JANAKIRAMAN TRANSPORT	24,880.44
263	BACKIYA PACKAGING	1,680.00
264	SGS INDIA PRIVATE LTD.	1,080.00
265	VISMA INSTRUMENTS AND TECHNOLOGIES	40,675.00
266	INDIAN SINGERS RIGHTS ASSOCIATION	16,200.00
267	PERFECT POINT	33,400.00
268	SKY OFFICE MART	59,682.00
269	KN LOGISTICS (REGD)	79,397.00
270	WRITER INFORMATION MANAGM	90,963.54
271	GREEN HARVEST	521,664.20
272	BALAJI FOODS	4,662,688.76
273	OLIVE TREE TRADING PVT LT	12,409.00
274	SPLENDID FINE FOODS (P) LTD	1,407.94
275	R.VELAPPAN	18,480.00
276	T.GOVINDAN	2,498,597.00
277	AJEY & SONS OIL (MADRAS)	693,390.00
278	SHREE MAHALAKSHMI STORES	169,631.80
279	DEEPAK AGENCIES	1,027,300.00
280	K.C.MARKETING	64,875.00
281	IXL ENTERPRISES	83,257.00
282	JPS ENTERPRISES	6,160.00
283	N.S.MANI DISTRIBUTORS	343,518.64
284	MY CHOICE MASALAS	295,688.80


For P. Sriram & Associates

  
Proprietor



285	SRI AMMAN SEA FOODS	127,700.00
286	AURA & CO	34,110.00
287	ESQUIRE	263,291.00
288	SUNSRI TRADING HOUSE	867,111.25
289	KIRORIMAL KASHIRAM MARKETING AGENCI	752,871.00
290	RESOURCES INTERNATIONAL	784,967.00
291	TRIDENT MARKETING STRATEGIES PVT LT	3,318.76
292	ORIENTAL FOODS	18,418.40
293	CASPIAN CAVIAR& FINE FOOD. PVT LTD	152,699.00
294	SHREE MEENAKSHI ENTERPRISES	67,881.00
295	SIMRUTHA ENTERPRISES	245,692.32
296	NATARAJ TRADERS	634,918.00
297	EURO FOODS PVT LTD	9,234.82
298	NUTAN INDUSTRIES	70,595.48
299	FLANDERS DAIRY PRODUCTS	253,110.00
300	GODREJ TYSON FOODS LTD	2,381,141.00
301	FORTUNE GOURMET SPECIALITIES PVT LT	540,170.53
302	FRESH & HONEST CAFE LIMITED	600,542.49
303	DIVYA MARKETING	83,332.00
304	STEWART INTERNATIONAL	11,826.00
305	JAI JAI MARKETING	434,779.00
306	ABDUL RAHIM	465,272.00
307	NUTAN AGENCIES	3,215.74
308	THAMARAI KANNAN	10,241.95
309	CENTURY FLOUR MILLS LTD	144,181.00
310	ANUSAYA FRESH INDIA (P) L	15,000.00
311	K.THAMARAI KANNAN	72,051.00
312	EVERGREEN HARVEST AGRO PRODUCTS PVT	379,919.60
313	CRESCENT SEA FOODS	9,600.00
314	AAA SEA EXPORTS	471,577.00
315	CHENNAI TECHNOLOGIES	73,192.00
316	CORTEX ENTERPRISES	164,750.00
317	JOY PRODUCTS	19,829.00
318	CHIKA CORPORATION	44,632.00
319	P.C.M.EGG MART	692,783.00
320	M.SUPPIRAMANIAN	68,400.00
321	FRESH PACK	166,485.00
322	ITALIAN MOZZARELLA	61,992.00
323	M.M.R.SUNDHARAVADANAN	4,100.00
324	SEA MAN	190,470.00
325	JYOTI ENTERPRISES	334,900.10
326	PRAVEEN KUMAR TRADERS	246,250.00
327	RESOURCES INTERNATIONAL(CHENNAI)	103,433.00
328	MSK TRADERS	2,032,787.25
329	PATTAMMAL SEA FOODS	13,458.00
330	NARAYANI SWASTICK TEA PRIVATE LTD	83,317.50
331	RAHAMATH MUTTON & CHICKEN STALL	15,650.00
332	N.N AGENCIES	16,284.00


For P. Sriram & Associates

  
Proprietor



333	MELCAN FOOD VENTURES PVT	421,686.90
334	SANGVI TRADERS	368,771.00
335	SHREE MAHALAKSHMI ENTERPRISES	285,668.10
336	SANGVI AGRO PULSES	17,201.00
337	PANKAJKUMAR&CO	5,300.00
338	IFB AGRO INDUSTRIES LTD/CHENNAI	295,250.00
339	D.SUBRAMANI SEA FOODS	1,033,446.00
340	GEE SEE ENTERPRISES	641,790.00
341	BLUES	1,994,057.96
342	NITHYA MILK TRADERS	808,209.50
343	VINAYAGA AGENCY	42,840.00
344	A&P ASSOCIATES	720.00
345	GREEN GOBLIN	81,768.00
346	SAMKAN PRODUCTS PRIVATE LIMITED	17,025.00
347	VP ENTERPRISES	16,854.00
348	V.BALAKRISHNAN	32,780.00
349	J.MOHAMED RIZWAN	3,156,622.50
350	Orcid	10,100.00
351	SEOUL STORE TRADING PRIVATE LTD	64,223.00
352	S R ENTERPRISES	39,610.20
353	PISCES SEA FOODS	50,750.00
354	S.S. DISTRIBUTORS	3,998.00
355	AMIT THAPA	7,925.00
356	DRUMS FOOD INTERNATIONAL PVT LTD	4,989.60
357	NEWAGE INDUSTRIES	275,063.00
358	SNOWMAN LOGISTICS LIMITED	81,030.40
359	GOMATHY MAMI'S HOME BATTER	9,100.00
360	PARAG ENTERPRISES	14,796.72
361	T M SALEEM	13,904.00
362	NISHA AGENCIES	300.00
363	ROYAL SEAS ENTERPRISES	665,805.00
364	SANTOSH FOODS	259,380.00
365	SRI KRISHNA INSTANT FOODS	81,871.66
366	FRANCIS MILK AGENCIES	60,650.00
367	NEST EGG MART	202,188.00
368	YUDISH AGENCY	34,094.40
369	SUN AGRO INDUSTRIES	132,000.00
370	INSTAR FOODS	7,670.00
371	GANGOTREE SWEETS & SNAKS PVT LTD	9,800.00
372	SREE PROVISION STORES	501,096.50
373	MAHI GOURMET FOODS	6,300.00
374	SAMBERRY EXOTICS PVT LTD	310,428.75
375	RAKYAN BEVERAGES PVT LTD	6,119.97
376	KAAVERY GROVE INDIA	10,500.00
377	EUROPEAN FOODS INDIA PRIVATE LTD	210,944.94
378	OOTY VEGETABLES & FRUITS	14,019.00
379	HARI KRISHNA KANCHI FOODS	8,746.50
380	GEE KAY GOURMET PRIVATE LIMITED	38,304.00


For P. Sriram & Associates

  
Proprietor



381	JAMES SEA FOOD	131,725.00
382	AMR SEA FOOD	10,440.00
383	DESPRESS	336.00
384	DELICIOUS CASHEW COMPANY	45,780.00
385	I GREEN PVT LTD	5,805.00
386	CHEESE N MORE	29,322.00
387	S & R AGROBIO - TECH	3,705.00
388	ANSIO INDIA PVT LTD	33,026.00
389	SAKTHIVEL TRADERS	152,825.00
390	SRI KRISHNA FOODS	115,142.00
391	HOOK CATCH SEAFOOD RETAIL PVT LTD	148,737.00
392	Sree Gokulam Food Products Pvt Ltd	68,828.00
393	APEKSHA GOURMET JAR PVT LTD	42,848.00
394	EL ALIMENTOS	42,598.50
395	SHAH SUPPLIERS	2,209.00
396	MAS MERCHANTS INDIA PVT LTD	6,600.00
397	Kannan Jubilee Coffee Company	35,000.00
398	SUDHARSHAN FOODS	2,124.00
399	FRUIT HUB	454,338.00
400	STAR SEA FOODS	225,432.00
401	FARMLAND PREMIUM FOODS LLP	208,470.00
402	VALLARASU CASHEWS	275,793.00
403	GOLDENCUBES	103,750.00
404	MOTHER MIRRA COFFEE	14,805.00
405	VIJAY ENTERPRISES-SNACKS	84,829.50
406	GOLDEN DELIGHTS	79,829.00
407	RELISH SNACKS PVT. LTD.	10,326.40
408	TIRUMALA MILK PRODUCTS PVT LTD	586,580.00
409	RAD ELAN DISTRIBUTORS PVT LTD	320,631.69
410	PRESTIGE WINES & SPIRITS PVT LTD	218,630.50
411	FRRUTTO FRESH INDIA PVT LTD	28,280.50
412	TWO FRIENDS	26,950.00
413	BISLERI INTERNATIONAL PVT LTD	1,039,073.00
414	UNITED BREWERIES LIMITED	32,568.00
415	KAKAJEE FOODS PRIVATE LIMITED	4,760.00
416	PENQUIN OVERSEAS	122,384.68
417	KWALITY MILK FOODS LTD	694,845.00
418	GEETHA SWEETS	67,980.00
419	INDISKA MAGIC	22,159.00
420	EXCEL FRUITS & VEGETABLES.	195,220.00
421	TIPPLE CASA PRIVATE LIMITED	107,552.90
422	HINDUSTAN COCA COLA BEVERAGES PVT L	187,781.70
423	S.V.DISTRIBUTORS PVT LTD	757,340.45
424	VINSPRI DISTRIBUTORS PRIVATE LTD	1,254,887.66
425	ITW PARTS AND SERVICE	18,510.60
426	LIZWILL MECH CLEAN	44,900.00
427	ADSMITH PRIVATE LIMITED	60,696.00
428	ASHOKA TOURS AND TRAVELS	34,852.00

For P. Sriram & Associates

  
Proprietor



429	IRON MOUNTAIN	308,004.59
430	COYLE HOSPITALITY GROUP	187,516.44
431	TECHJOCKEY INFOTECH PRIVATE LIMITED	1,365,181.60
432	HYATT REGENCY MUMBAI	175,783.26
433	HYATT REGENCY PUNE	34,908.12
434	HYATT SERVICES INDIA PVT LTD	143,996.00
435	GRAND HYATT GOA	5,096.00
436	HYATT REGENCY KOLKATA	244,489.09
437	PARK HYATT HYDERABAD	780,893.42
438	PARK HYATT CHENNAI	3,108.34
439	HYATT BANGALORE MG ROAD	51,852.00
440	GRAND HYATT KOCHI BOLGATTY	140,989.31
441	HYATT RAIPUR	14,859.80
442	GRAND HYATT GURGAON	473,796.10
443	HYATT PLACE RAMESWARAM	13,554.25
444	INTERNATIONAL CERTIFICATION SERVICE	30,240.00
445	K.T.S.ENTERPRISES	802,697.80
446	U-V ENTERPRISE	29,913.00
447	ARYA OMNITALK RADIO TRUNK	30,626.00
448	YESHODHA ASSOCIATES	9,095.00
449	CRITICAM MEDICAL SYSTEMS	13,264.00
450	SRI MURUGAN TRANSPORT	3,849,364.00
451	EMERSON NETWORK POWER INDIA PVT LTD	68,343.19
452	DESIGN ELEMENTS	46,349.00
453	SIEMENS LTD	751,730.28
454	INDUSTRIAL BELTS CORPORATION	6,273.19
455	NAVKAR INTERNATIONAL	19,933.00
456	P.J REFRIGERATION CENTRE	221,713.00
457	ABS INDIA PRIVATE LIMITED	65,250.00
458	TANDEM ENTERPRISES	73,200.38
459	SANSKEY TECHNOLOGIES (I) PVT LTD	34,928.00
460	MMC DOORTECH SERVICE PVT LTD	21,005.00
461	ELEVATOR INSPECTION AND TESTING SER	574,993.42
462	SMS TRADING TOOLS AND HARDWARE	23,600.00
463	ASTRA ENGINEERING & SOLUTIONS	83,178.00
464	M.P. INTEGRATED ROOFING PVT LTD	1,583,327.48
465	WANG PROFESSIONALS	13,386.27
466	HEAT TECH ENTERPRISES	51,212.00
467	MRA ENTERPRISES	188,723.90
468	SIVA HYGIENIC CHEMICALS	314,987.04
469	SRI KANNAN HARDWAERS	4,390.00
470	SHREE VARI PLYWOODS	4,766.00
471	VISHAGAN ARCHITECTURAL SOLUTIONS	11,642.00
472	BI MARKETING & SERVICES PVT LTD	158,407.00
473	WASHMATIC INDIA PVT LTD	98,345.92
474	MICROCHEM ENTERPRISES	87,969.00
475	BRIGHT COOLING TOWERS	10,372.00
476	NEW JOGESHWAR ELECTRICAL AND HARDWA	151,082.16


For P. Sriram & Associates

Proprietor



477	A R SYSTEMS	25,520.00
478	K.M.S WATER SUPPLY	1,122,640.00
479	SUDHARSUN HARDWARES	39,269.00
480	K.RAVI	31,967.00
481	KAVITHA WATER SUPPLIER	557,280.00
482	SENTHIL MURUGAN	127,215.00
483	SMH HARDWARE TRADERS	261,739.00
484	ATLAS @ HARRINGTON	358,288.00
485	BUILDTEK POLYMERS PRIVATE LIMITED	35,397.00
486	ARUL GARBAGE CLEARING	924,300.00
487	TENCO INC	120,750.00
488	VICHANDRA ENTERPRISES	80,830.00
489	HI KLIN SYSTEMS	8,820.00
490	mitsubishi elevator india pvt ltd	515,882.84
491	ABP ENGINEERS AND CONSULTANTS PRIVA	107,925.00
492	GREEN STAR & CO	17,317.00
493	B.I.MARKETING AND SERVICES PVT LTD	61,608.00
494	RINAC INDIA LIMITED	317,077.60
495	OMKAR POWER AND IT SYSTEMS	131,544.00
496	GOLDENAGE ENTERPRISES (POMEC)	268,488.00
497	SUGANJ ECO CHEMICALS (P) LTD	17,400.00
498	REGAL AGENCY	835,023.00
499	ANNAI WATER SUPPLIERS	373,440.00
500	ACME ASSOCIATES	67,813.20
501	JOHNSON CONTROLS INDIA PVT LTD	1,788,191.79
502	LEPIDUS HVAC SYSTEMS	1,554,908.18
503	HASAN TRADE AGENCY	90,152.00
504	NATIONAL ENGINEERS ( INDIA )	61,065.00
505	WINSOME POWER TECHNOLOGIES PVT LTD	563,184.00
506	STAR OF LIGHTS	4,907.00
507	PHOENIX FIRE SAFETY EQUIPMENTS PVT	34,461.90
508	SUGANTHI MARBLES AND PLUMBING WORKS	35,100.00
509	KK COOLING SYSTEMS	121,800.00
510	CARE ELECTRICALS SERVICES	56,840.00
511	SANGAM DISTRIBUTORS	86,015.00
512	JM BATH SOLUTIONS	125,716.00
513	AIR CARE MANAGEMENT	91,260.00
514	DORMAKABA INDIA PRIVATE LIMITED	69,057.00
515	YAZHL ECO SYSTEM PRIVATE LIMITED	57,820.00
516	INDIA FURNITURE	245,000.00
517	ECO GREEN LANDSCAPE SERVICES	747,705.04
518	LEPIDUS AIR CON & HOSPITECH PVT. LT	48,720.00
519	HONESTY HARDWARE STORES	44,288.00
520	STONE RESTORATION SERVICES PVT. LTD	104,284.80
521	INFILIGHT LIGHTING PRIVATE LIMITED	354,435.00
522	NIVEDITA GLASS SOLUTIONS	20,834.00
523	PETRO EXPLO CONSULTANCY	1,239.00
524	M&M INDUSTRIAL SERVICES	950,550.29

For P. Sriram & Associates

  
Proprietor






525	GALAXY POWER ELECTRICALSS	7,920.15
526	ARYA OMNITALK WIRELESS SOLUTIONS PV	45,138.00
527	AQUA SPECIALITIES OF PRIVATE LTD.	66,835.00
528	GROUTING SPECIALIST	179,345.82
529	JAK WOOD CRAFT	24,836.00
530	BROTHER PAINTS & HARDWARE	90,212.00
531	BATHCAFF	13,000.00
532	CLEAN AIR HVAC	65,941.40
533	TAZ ENGINEERING AND CONSULTANCY IND	57,202.00
534	REFTEKE TRADING	41,925.40
535	PR INDUSTRIES	18,880.00
536	DEVA FREEZE TRANSPORT	88,200.00
537	TRADEPRO VENTURES	3,834.70
538	ARCADIA INTERIORS	63,480.52
539	DINESH ELECTRICALS	90,270.00
540	SHREE SAIBABA IMPEX	23,000.00
541	SANA EVENTS & DECORATORS	27,108.00
542	VENKAT AND ASSOCIATES LLP	21,520.00
543	KUTBI SANITARY MART	7,150.00
544	INNOVATIVE DOOR SOLUTIONS PVT LTD.	172,074.00
545	SANKAR	49,203.00
546	WINNER CHAIRS	23,600.00
547	MAPLE RENEWABLE POWER PVT	3,821,364.00
548	TRAVELSCAPE, LLC	35,790.00
549	CVENT SINGAPORE PTE LTD.	542,524.00
550	MAURO FERRARI	54,359.00
551	SIDDHARTH PANDEY	14,792.98
552	SIVA KUMAR -S&M/HRC	11,418.00
553	RAKIB HUSAIN	44,505.87
554	VIDHYA SRIMATHI	3,446.00
555	PRUDHVI RAJKUMAR	14,666.00
556	THAMIL SELVAN	12,068.00
557	ANIRUDH-S&M	10,346.00
558	SALONI TUTEJA	6,999.00
559	VAISHALI SHAHI (HR MANAGER)	36,000.00
560	PREMIER FINE PRINTERS PUBLISHERS PV	3,248.00
561	SEAWAVES PRINTERS	1,396,715.10
562	COMPUPRINT	54,162.00
563	RICOH INDIA LTD	3,200.00
564	BOMBAY E STORE	12,985.05
565	OPTIMUS CORPORATE TRAVEL	9,077.25
566	NEW ERA TRADERS	5,717.00
567	PLEASURE HOSPITALITY SERVICES	8,271.73
568	G.S .TRAVELS PVT LTD	690.00
569	ONYX (PEGASUS BUSINESS INTELLIGENCE	2,865,671.59
570	BRAND MOUSTACHE INNOVATIVE SOLUTION	77,685.00
571	JAHNAVI HOLIDAY PVT LTD	4,320.00
572	S S PROPERTIES	121,734.90

For P.Sriram & Associates

  
Proprietor



573	WORLDWIDE ACCOMMODATION SOL PROVIDE	814.00
574	ZHUB PRIVATE LIMITED	3,227.23
575	OTA INSIGHT LTD.	75,478.00
576	HOTSTATS LIMITED	30,496.00
577	HYATT INTERNATIONAL CORPORATION	13,070,277.10
578	HYATT CORPORATE (HYATT RE	9,880,416.33
579	INTERNATIONAL RESERVATION	9,701,063.36
580	HYATT INTERNATIONAL SOUTH WEST ASIA	67,421.54
581	INFORMATION SERVICES LIML	16,264,552.72
582	HYATT GOLD PASSPORT	9,488,801.46
583	HYATT CHAIN SVCS LTD - HO	11,910,894.19
584	HYATT INDIA CONSULTANCY PVT LTD	13,630,299.11
585	HYATT INTERANTIONAL GROUP INSURANCE	393,779.29
586	HYATT INTERNATIONAL TECHNICAL SERVI	3,844,039.00
587	IRIS ECOPOWER VENTURE PVT LTED	5,069,261.00
588	MAPLE RENEWABLE POWER PVT LTD	6,540,000.00
589	R. BUPATHY & CO	224,800.00
590	S.P. FABRICATORS PVT LTD	481,104.00
591	SWAN ELECTRIC CONTRACTS COMPANY PVT LTD	35,000.00
592	UNISON HOTELS LIMITED	159,784.00
593	VELOHAR INFRA PVT LTD	22,045.00
594	VSOURCING	235,710.00
	<b>TOTAL</b>	<b>617,362,002.21</b>

For P. Sriram & Associates

  
Proprietor



**ANNEXURE-2**

**TOTAL NUMBER OF VOTES VALID**

Sl.No.	Type	Type No	Name	Amount	Percentage	Vote	Result
1	A	1	SRI MURUGAN TRANSPORT	3,849,364.00	0.84	Valid	For
2	P	1	ASIAN HOTELS (EAST) LIMITED	363,500.000	79.49	Valid	For
3	A	2	SRI KRISHNA INSTANT FOODS	81,871.66	0.02	Valid	For
4	P	2	Vsourcing	235,710	0.05	Valid	For
5	A	4	REGAL AGENCY	835,023.00	0.18	Valid	For
6	A	5	EXCEL FRUITS & VEGETABLES	195,220.00	0.04	Valid	For
7	P	5	HYATT RAIPUR	14,859.80	0.00	Valid	For
8	A	6	HEAT TECH ENTERPRISES	51,212.00	0.01	Valid	For
9	P	6	GRAND HYATT MUMBAI	1,115,472.27	0.24	Valid	For
10	P	8	ANDAZ DELHI(A UNIT OF JUNIPER HOTEL	279,046.62	0.06	Valid	For
11	A	8	Ab Solutions	627,266.93	0.14	Valid	For
12	A	9	NEW JOGESHWAR ELECTRICAL AND HARDWA	151,082.16	0.03	Valid	For
13	A	11	N.S.MANI DISTRIBUTORS	343,518.64	0.08	Valid	For
14	A	13	PROMPTTECH SOLUTIONS	35,496.59	0.01	Valid	For
15	A	14	SREE PROVISION STORES	501,096.50	0.11	Valid	For
16	A	19	Swan Contract	35,000.00	0.01	Valid	For
17	A	20	EL-SHADDAI ASSOCIATES	475,565.56	0.10	Valid	For
18	A	21	COMPUPRINT	54,162.00	0.01	Valid	For
19	A	24	DIVYA MARKETING	83,332.00	0.02	Valid	For
20	A	25	RETZ ENTERPRISES	254,880.00	0.06	Valid	For
21	A	27	AJS CALL DRIVERS & TRAVELS	1,083,290.40	0.24	Valid	For
22	A	29	VIGNESH ASSOCIATES	88,150.00	0.02	Valid	For
23	A	30	Maple Renewable Power pvt. Ltd.	6,540,000	1.43	Valid	For
24	A	31	Iris ecopower venture Pvt Ltd	5,069,261	1.11	Valid	For
25	A	32	PREMIER FINE LINENS PVT LTD	1,174,727.00	0.26	Valid	For
26	A	33	MSK TRADERS	2,032,787.25	0.44	Valid	For
27	A	34	SANTOSH FOODS	259,380.00	0.06	Valid	For
28	A	36	SHREE FABRICS	30,370.00	0.01	Valid	For
29	A	37	AKSHAYA ENTERPRISES	143,538.00	0.03	Valid	For
30	A	40	VISION HIRE	3,793,818.05	0.83	Valid	For
31	A	41	EL ALIMENTOS	42,598.50	0.01	Valid	For
32	A	42	VARADARAJAN & ASSOCIATES	131,760.00	0.03	Valid	For
33	A	43	P.R.TRAVELS	214,910.00	0.05	Valid	For
34	A	46	ANDAAZ DESIGNS	167,501.23	0.04	Valid	For
35	A	48	GREEN HARVEST	521,664.20	0.11	Valid	For
36	A	50	MANJU DECORS	2,786,864.00	0.61	Valid	For
37	A	51	HYATT CHAIN SVCS LTD - HO	11,910,894.19	2.60	Valid	For
38	A	52	HYATT SERVICES INDIA PVT LTD	143,996.00	0.03	Valid	For
39	A	53	HYATT INDIA CONSULTANCY PVT LTD	13,630,299.11	2.98	Valid	For
40	A	54	BULLOCK CART DELIVERIES	22,800.00	0.00	Valid	For
41	A	57	SRI LAKSHMI PRINTERS	215,687.00	0.05	Valid	For
42	A	58	SEAWAVES PRINTERS	1,396,715.10	0.31	Valid	For
43	A	62	B.I.MARKETING AND SERVICES PVT LTD	61,608.00	0.01	Valid	Against
44	A	63	VADAPALANI PRESS	256,578.00	0.06	Valid	For
45	A	64	BALAJI FOODS	4,662,688.76	1.02	Valid	For
46	A	65	ESQUIRE	263,291.00	0.06	Valid	For
47	A	66	SUNSRI TRADING HOUSE	867,111.25	0.19	Valid	For
48	A	68	TANU ELECTRICALS	320,053.00	0.07	Valid	For
49	A	69	KWALITY MILK FOODS LTD	694,845.00	0.15	Valid	For
50	A	70	MY CHOICE MASALAS	295,688.80	0.06	Valid	For
51	A	71	T.GOVINDAN	2,498,597.00	0.55	Valid	For
52	A	72	SRI HINGLAJ MARKETING	192,057.00	0.04	Valid	For
53	A	74	L.CHITTI BABU	3,154,273.00	0.69	Valid	For

53	Toal valid votes casted	437,386,981.57	
79	Total attedned and Voted	457,308,644.22	
	% of valid votes	95.64371614	
52	Total voted in favour	437,325,373.57	99.99
1	Total voted in against	61608	0.01

For P. Sriram & Associates

  
 Proprietor

**TOTAL NUMBER OF VOTES INVALID**

Sl.No.	Type	Type No	Name	Amount	Percentage	Vote	Remarks	Result
1	A	3	DJARANI ENTERPRISES	88,860.00	0.02	Invalid	Insufficient document	For
2	P	4	R. Bupathy & Co	224,800	0.05	Invalid	No proper authorisation	For
3	A	7	TRIDENT ENGINEERS	101,666.63	0.02	Invalid	No supporting document (Proofs) provided	For
4	P	9	Unison Hotels Pvt Ltd	159,784	0.03	Invalid	No supporting document (Board Resolution) provided	For
5	A	10	ANNAI WATER SUPPLIERS	373,440.00	0.08	Invalid	No supporting document (Proofs) provided	For
6	A	12	KEYNES BUSINESS SYSTEMS	352,862.00	0.08	Invalid	No supporting document (Proofs) provided	For
7	A	15	GODREJ TYSON FOODS LTD	2,391,141.00	0.52	Invalid	No supporting document (Proofs) provided	For
8	A	16	SEA MAN	190,470.00	0.04	Invalid	No supporting document (Proofs) provided	For
9	A	17	BLUES	1,994,057.96	0.44	Invalid	No supporting document (Proofs) provided	For
10	A	18	CARE ELECTRICALS SERVICES	56,840.00	0.01	Invalid	No supporting document (Proofs) provided	For
11	A	22	K.M.S WATER SUPPLY	1,122,640.00	0.25	Invalid	No supporting document (Proofs) provided	For
12	A	23	M.P. INTEGRATED ROOFING PVT LTD	1,583,327.48	0.35	Invalid	No supporting document (Board Resolution) provided	For
13	A	26	MELCAN FOOD VENTURES PVT	421,686.90	0.09	Invalid	No supporting document (Board Resolution) provided	For
14	A	28	SULA VINEYARDS	617,760.66	0.14	Invalid	No supporting document (Proofs) provided	For
15	A	38	NKE FLOORCARE PRIVATE LIMITED	1,349,490.02	0.30	Invalid	No supporting document (Board Resolution) provided	For
16	A	39	SAROJA ENTERPRISES	95,574.00	0.02	Invalid	No supporting document (Proofs) provided	Against
17	A	44	ORIX AUTO INFRASTRUCTURE SERVICES L	5,694,428.10	1.25	Invalid	No signature in the Letter of authority provided	For
18	A	45	INNOVATIVE DOOR SOLUTIONS PVT LTD.	172,074.00	0.04	Invalid	No supporting document (Proofs) provided	For
19	A	47	STAR SEA FOODS	225,432.00	0.05	Invalid	No supporting document (Proofs) provided	For
20	A	49	D.SUBRAMANI SEA FOODS	1,033,446.00	0.23	Invalid	No supporting document (Proofs) provided	For
21	A	55	SHREE MAHALAKSHMI ENTERPRISES	285,668.10	0.06	Invalid	Authority letter not provided	For
22	A	56	SHREE MAHALAKSHMI STORES	169,631.80	0.04	Invalid	Authority letter not provided	For
23	A	59	GEE SEE ENTERPRISES	641,790.00	0.14	Invalid	No supporting document (Proofs) provided	For
24	A	60	SENKISH TRADERS PVT LTD	134,290.00	0.03	Invalid	No supporting document (Board Resolution) provided	For
25	A	61	MOKSHA MEDICAL&HOTEL NEEDS	428,457.00	0.09	Invalid	No supporting document (Proofs) provided	For
26	A	73	Velohar Infra Pvt Ltd	22,045	0.00	Invalid	No supporting document (Board Resolution) provided	For

26 Total Invalid votes	19,921,662.65
Total votes casted	457,308,644.22
% of votes	4.356283858

For P. Sriram & Associates



Proprietor